

IT 6423

IT System Acquisition & Integration



DR. NAZMUS SAKIB

Assistant Professor Of Information Technology

Director of mHealth Lab


College of Computing and Software Engineering

Group Research Assignment & Presentation: Phase 3

- The project groups will conduct guided research under the supervision of the instructor. If you have any questions or confusion, please reach out to the instructor.
- Assignment 3 should be submitted by November 02, 2024 (Saturday) 11 PM ET. Each student is required to submit the Group Assignment to facilitate grading purposes (The report will be the same for group members). The assignment will require a detailed write-up of the Phase 3 questions, which we will later use to develop the RFP.
- Presentation 3 will involve a 10-minute Group presentation (~7-8 slides). Presentation 3 Slide should be submitted by November 02, 2024 (Saturday) 11 PM ET. All students from each group will present. Each student is required to submit the Presentation to facilitate grading purposes (Slides will be the same for each group).
- For **Online** Groups, Presentation 3 window will require both (1) presentation slides and (2) video recording of the presentation to submit. Both students must be visible presenting in the recording.
- For **Hybrid** Groups, Presentation 3 window will require the presentation slides only. Oral presentations will be in the class on October 31 and November 07, 2024.

Phase 3 Questions

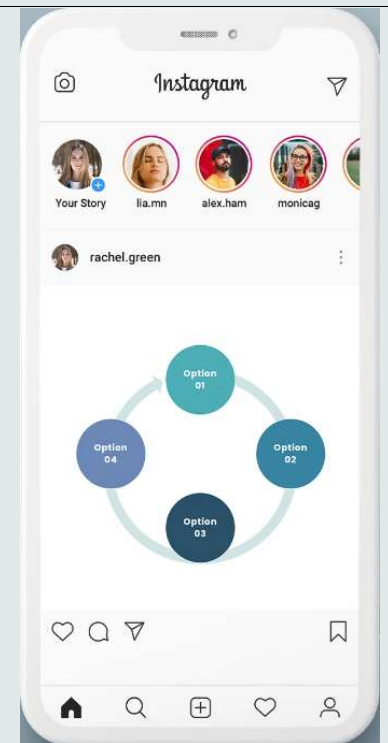
1. Based on your answer to Phase 2's 1 (c) and (d), design the schematic framework/System Architecture for your proposed IT system. Briefly discuss the schematic framework. **[EWC: ~300 words]**



Phase 3 Questions

2. Design the UI(s) of **any one particular feature** and **its associated sub-features** for your proposed system using Figma or any other professional UI design tool. Discuss the user interaction with the interface. **[EWC: ~300 words]**

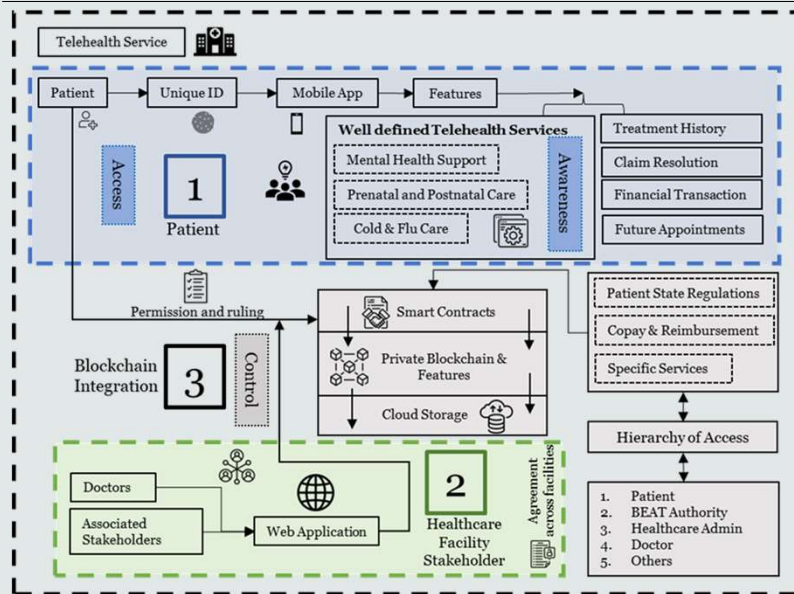
NB: You do NOT need to design UIs for all features and sub-features. you need to design for one feature and its associated sub-features. Discussing this with steps will really be great and required for full points.



*EWC: Expected Word Count

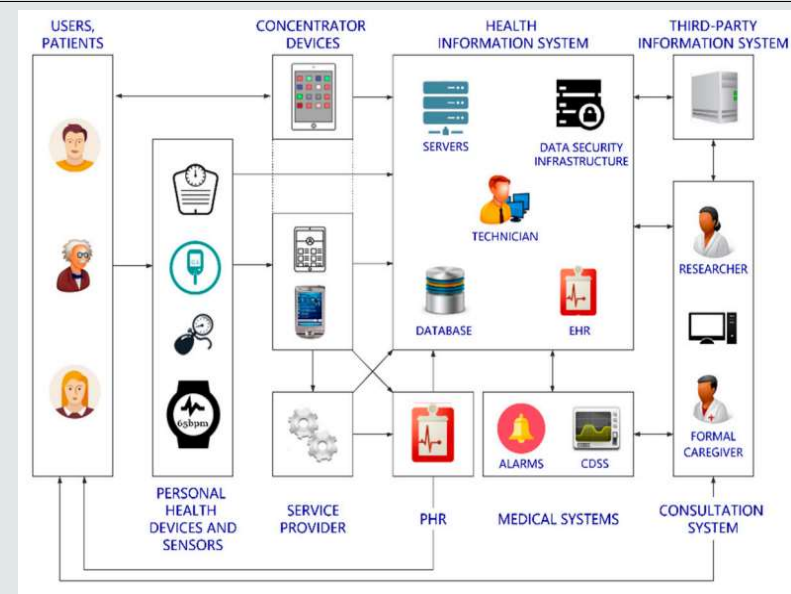
Phase 3 Samples/Guideline

Based on your answer to Phase 2's 1 (c) and (d), design the schematic framework for your proposed IT system. Briefly discuss the schematic framework. [EWC: ~250 words]



Sample 1

Source: Anik, F. I., Sakib, N., Shahriar, H., Xie, Y., Nahiyah, H. A., & Ahamed, S. I. (2023). Unraveling a blockchain-based framework towards patient empowerment: A scoping review envisioning future smart health technologies. Smart Health, 29, 100401.



Sample 2

Source: Trigo, J. D., Rubio, Ó. J., Martínez-Espronceda, M., Alesanco, Á., García, J., & Serrano-Arriazu, L. (2020). Building standardized and secure mobile health services based on social media. Electronics, 9(12), 2208.

*This is just a sample; students are encouraged to practice their freedom of innovation and interpretive thinking to design a more rigorous and relevant schematic framework.

Phase 3 Samples/Guideline

Design the UI(s) of any one particular feature and its associated sub-features for your proposed system using Figma or any other professional UI design tool. Discuss the user interaction with the interface.

Resources:

[5 Key UI Design Principles– And How To Use Them | Figma](#)

[The 6 Key Principles of UI Design | Maze](#)

[Figma: The Collaborative Interface Design Tool](#)

[12 Best Features of Figma for UI UX Designers - GUVI Blogs](#)

Phase 3 Samples/Guideline

Design the UI(s) of any one particular feature and its associated sub-features for your proposed system using Figma or any other professional UI design tool. Discuss the user interaction with the interface.

Resources:

[Learn UI Design in Figma | Figma](#)

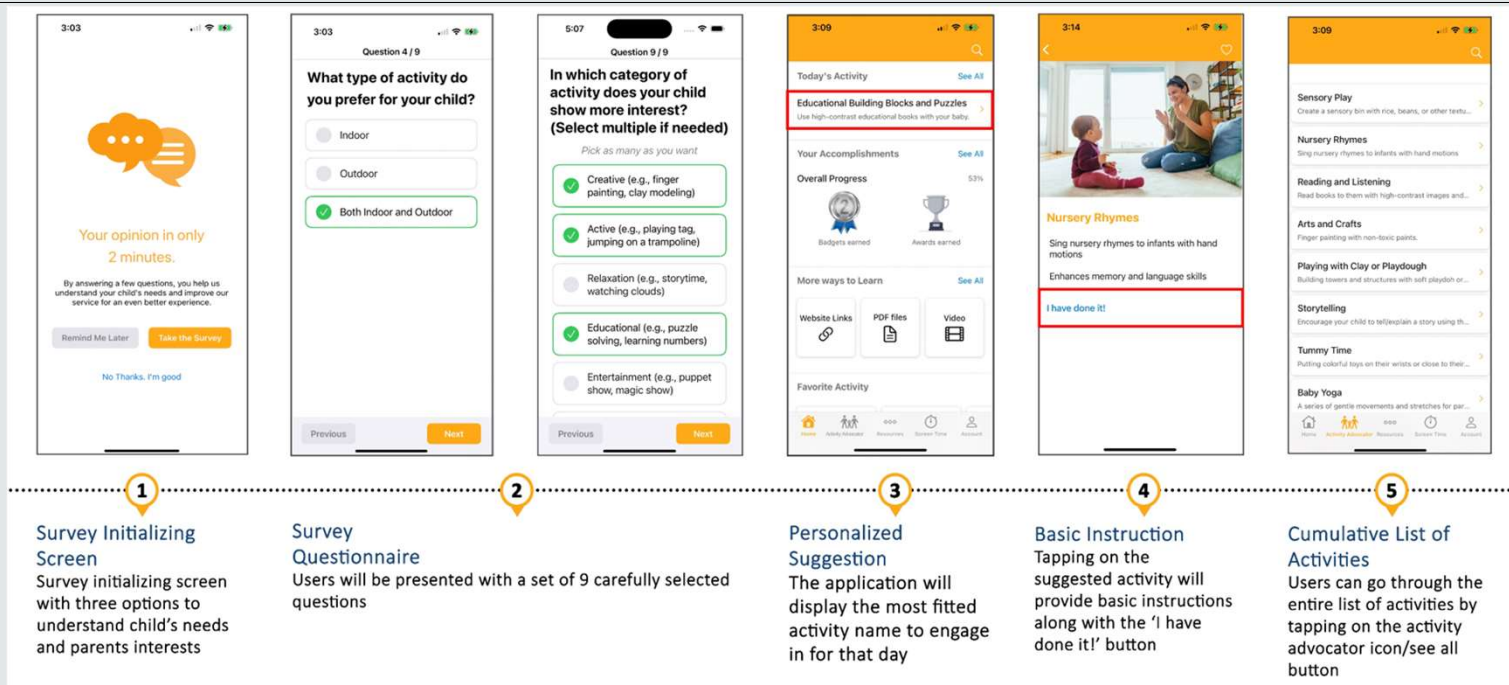
[How to Create Your First UI Design App - Figma Tutorial | Cprime Blogs](#)

[world's shortest Figma course \(youtube.com\)](#)

[Figma UI Design Tutorial: Get Started in Just 24 Minutes! \(youtube.com\)](#)

Phase 3 Samples/Guideline

Design the UI(s) of any one particular feature and its associated sub-features for your proposed system using Figma or any other professional UI design tool. Discuss the user interaction with the interface.



**ScreenSafeFuture: A Parent-empathetic and Practical mHealth Application for Toddlers' Cognitive and Emotional Development*

*This is just a sample; students are encouraged to practice their freedom of innovation and interpretive thinking to design a more rigorous and relevant UI for your project.

Phase 3 Presentation Schedule (Hybrid Section)

October 31, 2024	November 07, 2024
Group 01	Group 02
Group 03	Group 04
Group 05	Group 06
Group 07	Group 08
	Group 09